

SPRING DAFFODIL AND FLORAL SHOW

SUNDAY 13th APRIL 2025

SEWARDS END VILLAGE HALL

RADWINTER RD, SEWARDS END, CB10 2LG

Staging of exhibits between 9.00 and 10.30 am

SCHEDULE OF CLASSES

Daffodil Classes

1. 6 varieties of daffodil from not less than 3 divisions
One stem of each in individual vases

Division 1 - trumpet

2. 1 bloom – yellow petals with yellow trumpet
3. 1 bloom – white petals with white trumpet
4. 1 bloom – any other colour combination
5. Any 3 blooms in Division 1

Division 2 – large cup

6. 1 bloom – yellow petals with large cup
7. 1 bloom – white petals with large coloured cup
8. 1 bloom – white petals with large white cup
9. Any 3 blooms in Division 2

Division 3 – small cup

10. 1 bloom – yellow petals with small cup
11. 1 bloom – white petals with small cup
12. Any 3 blooms in Division 3

Division 4 - double

13. 1 bloom – Division 4
14. Any 3 blooms in Division 4

Division 8 - tazetta

15. 1 bloom – Division 8
16. Any 3 blooms in Division 8
17. 1 bloom from any other Division not listed above
18. 3 blooms from any other Division or Divisions not listed above
19. 1 bloom, any Division for novices (open to anyone who has not previously won a first prize exhibiting daffodils)
20. 3 blooms, any Division or Divisions for novices (open to anyone who has not previously won a first prize exhibiting daffodils)
21. Container of 9 to 12 cut daffodils arranged for effect

Other Flower Classes

22. Heathers – a container of 3 cut sprays
23. Flowering Tree or Shrub – 1 container, 1 kind, 3 sprays
24. Flowering Trees or Shrubs – 1 container, more than 1 kind, 3 sprays
25. Tulips – 1 vase of 3 stems
26. Dwarf Tulips – 1 vase of 3 stems
27. Bulbs – 1 container any bulb or bulbs growing in a container
28. Primulas (Auriculas /Primroses) 1 container of 5 stems
29. Pansies or Violas – 6 blooms Society boxes are available if required
30. A container of cut Spring Flowers, excluding flowering trees & shrubs, arranged for effect.
31. One Alpine in pot or pan as grown
32. One Cactus or Succulent in a container as grown (see regulation 10)
33. One Pot Plant in flower (excluding Orchids) (see regulation 10)
34. One Pot Plant for foliage (see regulation 10)
35. One Orchid Plant in bloom (must have been in exhibitor's possession for 6 months (see regulation 10)
36. A container of Spring Flowers as grown
37. Petite Floral Arrangement not exceeding 17cm width and depth, 25cm height

Domestic Classes (see regulation 11)

38. Easter Cake (see recipe)
39. 4 Hot Cross Buns
40. 4 Cheese Scones
41. 4 Almond Macaroons
42. Marmalade – 1 jar
must have wax discs and cellophane tops, with no commercial markings on jars
43. Photograph “First Signs of Spring”

Junior Classes (see regulation 11)

Age up to 6 years (age must be given on entry form)

44. Container of Spring Flowers
45. 3 Daffodils in a vase
46. Photograph “Spring Flowers”
47. Drawing of an Easter Bunny

Age 7 to 14 years (age must be given on entry form)

48. Container of Spring Flowers
49. 3 Daffodils in a vase
50. Photograph “Spring Flowers”
51. Drawing of an Easter Bunny

AWARDS

Adams Harrison Cup – Most points in show
The Townley Trophy – Most points in Daffodil Classes 1-21
Barnard Vase – Most points in Flower Section Classes 22-37
Saffron Trophy – Most points in Domestic Section Classes 38-43
Scrivener Cup – Most points in Junior Section Classes 44-51
Ida Hawthorn Vase – Winner of Class 1
Daffodil Society Medal – Best daffodil in show
Townley Cup – Winner of Class 45
Rickett Shield – Best exhibit in Junior Classes
Certificates of Merit for Winners and Runners-up in each Section

All entries to David Livermore by Thursday 10th April 2025

email david.g.livermore@gmail.com

phone 01763 848757

post 6 Cambridge Road, Barley, Royston, Herts SG8 8HN

Easter Cake Recipe

225g unsalted butter	570g currants
Grated rind of 2 large lemons	400g plain flour
225g caster sugar	baking powder
4 large eggs	salt
175g mixed peel	1 level tsp mixed spice
175g sultanas	Milk (if required – see recipe)
To Decorate:	
400g almond paste	

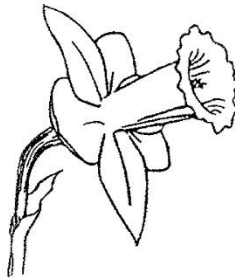
1. Cream the butter with the grated lemon rind and the sugar until light and fluffy.
2. Beat in the eggs, one at a time, and stir in the peel and fruit.
3. Sift the flour with a little salt, a good pinch of baking powder and the spice. Fold into the creamed mixture. If necessary, add 20-40ml milk.
4. Grease a 18cm (or 7inch) round deep cake tin and line base with baking parchment.
5. Spoon the cake mixture into the tin and level the top. Bake for 3-3.5hours in the centre of an oven preheated to 180C.
6. Roll two-thirds of the almond paste out to a 18cm (or 7inch) round shape and place on top of the cooked cake. Smooth the paste round the sides. Shape the remaining paste into 11 balls and set round the edge of the cake.

REGULATIONS FOR SHOWING


1. All classes are open to all persons, except where noted e.g. novice classes. In accordance with the latest edition of the RHS Handbook, only one person per household may exhibit in any class with produce from the same garden and/or allotment, unless the exhibit is entered in joint names.
2. All exhibits, unless provided in the additional regulations, must have been grown or made by the exhibitor.
3. Entry forms should be received by the Show Secretary not later than the Thursday before the Show. Late entries will only be accepted up to 9.00am on the day of the Show. Only one entry per person per class.
4. There will be no entry fees, except for late entries received after Thursday for which a charge of 20p per exhibit will be made.
5. Entries must be staged between **9.00 and 10.30 am** on the day of the Show.
6. Exhibitors should collect Show Cards from the Show Secretary. Cards to be placed face downwards in front of the exhibit. It is helpful if varieties are labelled (this could affect the judge's decision).
7. No exhibitor is permitted to move another exhibitor's entry. A show steward must be contacted.
8. Exhibitors should consult members of the Committee present at the staging of exhibits on any queries as to the correct class for particular exhibits.
9. Vases are available for exhibitors' use, although they may provide their own containers if they wish. All pot plants must stand on a dish or saucer.
10. Pot plants must have been in the exhibitor's possession for three months and Orchids 6 months.
11. Items exhibited in Domestic and Junior Classes must not have been shown previously at Society Shows.
12. Property is displayed at the exhibitor's risk.
13. Judging will take place between **10.45 am and 12.30pm**.
14. Points will be awarded as follows:-
Class 1: 1st – 5 points, 2nd – 4 points, 3rd – 3 points.
All other Classes: 1st – 3 points, 2nd – 2 points, 3rd – 1 point.
15. There will be monetary prizes for Junior Entries only: 1st - 50p, 2nd -40p, 3rd -30p. Prize money may be collected from the Show Secretary from 3.00pm onwards.
16. All Shows will be judged in accordance with the rules and regulations of the latest edition of the RHS Show Handbook and any prize or award may be withheld at the discretion of the judges, whose decision shall be final in all cases.
17. All disputes will be settled by the Show Committee.

18. Flowers in Class 37 and Junior Classes 45 and 49 need not have been grown by the exhibitor.
19. R.H.S. Classification of Daffodils and The Daffodil Society approved miniatures list will be followed.
20. In multi-container classes it is usual to stage varieties in separate containers.
21. Daffodil foliage may be used in Classes 1 to 20. Good staging is important.
22. Members of the public will be admitted from 2.00pm. Entry will be free.
23. Trophies, medals & certificates will be presented at 3.30pm.
24. Exhibits must not be removed until 4.00pm.

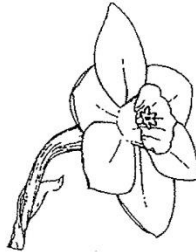
DIVISION 1
TRUMPET DAFFODIL CULTIVARS
One flower to a stem; corona
("trumpet") as long as, or longer than
the perianth segments ("petals")



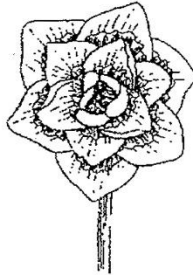
DIVISION 2
LARGE-CUPPED
DAFFODIL CULTIVARS
One flower to a stem; corona ("cup")
more than one-third, but less than equal
to the length of the perianth segments
("petals")



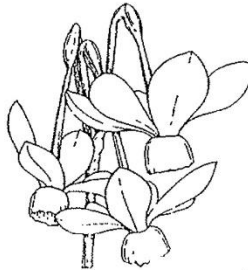
DIVISION 3
SMALL-CUPPED DAFFODIL
CULTIVARS
One flower to a stem; corona ("cup")
not more than one-third the length of
the perianth segments ("petals")



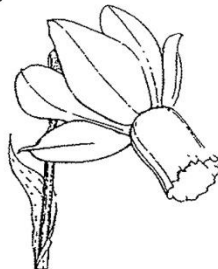
DIVISION 4
DOUBLE DAFFODIL CULTIVARS
One or more flowers to a stem, with
doubling of the perianth segments or
the corona or both



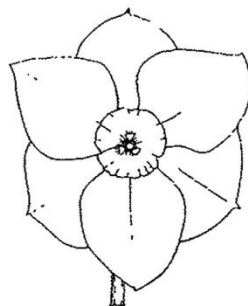
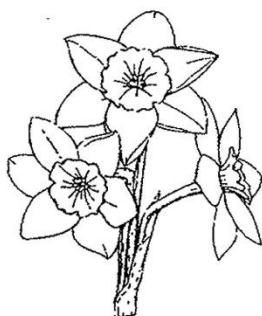
DIVISION 5
TRIANDRUS DAFFODIL
CULTIVARS
Characteristics of *N. triandrus* clearly
evident: usually two or more pendent
flowers to a stem; perianth segments
reflexed



DIVISION 6
CYCLAMINEUS DAFFODIL
CULTIVARS
Characteristics of *N. cyclamineus*
clearly evident: one flower to a stem;
perianth segments significantly
reflexed; flower at an acute angle to the
stem, with a very short pedicel
("neck")

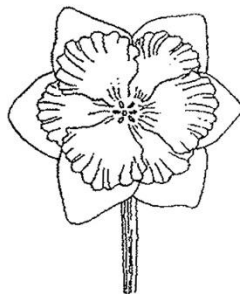
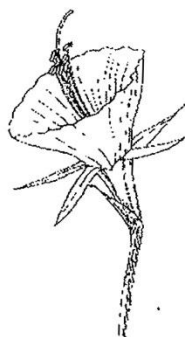


DIVISION 8
TAZETTA DAFFODIL CULTIVARS
 Characteristics of Section Tazettae clearly evident: usually three to twenty flowers to a stout stem; perianth segments spreading not reflexed; flowers usually fragrant



DIVISION 7
JONQUILLA AND APODANTHUS DAFFODIL CULTIVARS
 Characteristics of Sections Jonquilla or Apodanthi clearly evident: one to five (rarely eight) flowers to a stem; perianth segments spreading or reflexed; corona cup-shaped, funnel-shaped or flared, usually wider than long; flowers usually fragrant

DIVISION 9
POETICUS DAFFODIL CULTIVARS
 Characteristics of the *N. poeticus* group: usually one flower to a stem; perianth segments pure white; corona very short or disc-shaped, usually with a green and/or yellow centre and a red rim, but sometimes of a single colour; flowers usually fragrant

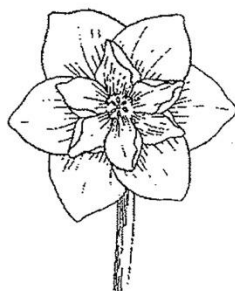


DIVISION 11
SPLIT-CORONA DAFFODIL CULTIVARS
 Corona split – usually for more than half its length:

a)• Collar Daffodils
 Split-corona daffodils with the corona segments opposite the perianth segments; the corona segments usually in two whorls of three

b)• Papillon Daffodils
 Split-corona daffodils with the corona segments alternate to the perianth segments; the corona segments usually in a single whorl of six

DIVISION 10
BULBOCODIUM DAFFODIL CULTIVARS
 Characteristics of Section Bulbocodium clearly evident: usually one flower to a stem; perianth segments insignificant compared with the dominant corona; anthers dorsifixed (ie attached more or less centrally to the filament); filament and style usually curved



DIVISION 12
OTHER DAFFODIL CULTIVARS
 Daffodil cultivars which do not fit the definition of any other division

DIVISION 13
DAFFODILS DISTINGUISHED SOLELY BY BOTANICAL NAME
